

# Make sure you get important emails

Email is the official form of communication for DCTC. Make sure you are getting information about your application, financial aid, tuition notices and more.

## Why would the college's emails go to junk mail (SPAM)?

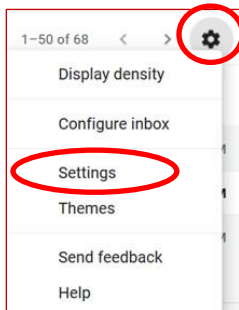
Webmail providers are cracking down on spam by monitoring outgoing messages. However, their filters aren't 100% accurate, so sometimes legit emails are identified as spam, too. Unfortunately, this means you are not receiving some important student messages in your inbox.

## What should I do?

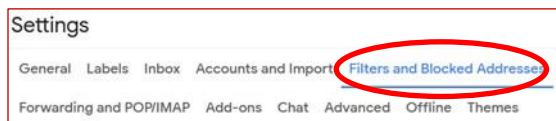
Whitelist your online groups and college's domain, [DCTC.edu](http://DCTC.edu). Here's how:

## GMAIL

1. From a browser, in the drop-down menu under the settings gear at the top right, select **Settings**



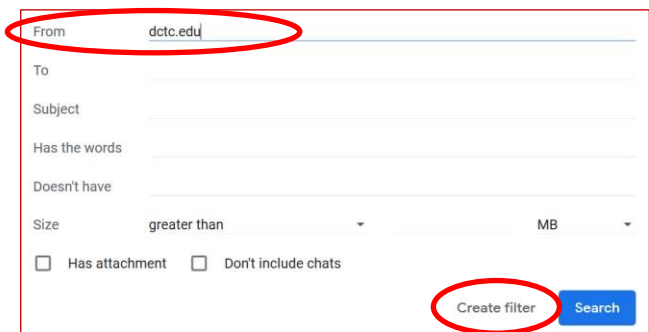
2. Select **Filters and Blocked Addresses** at the top



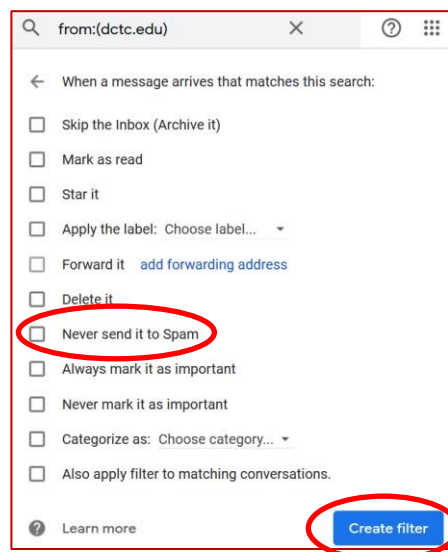
3. At the bottom, select **Create a new filter**



4. In the "from" field, enter your college domain and select **Create filter**

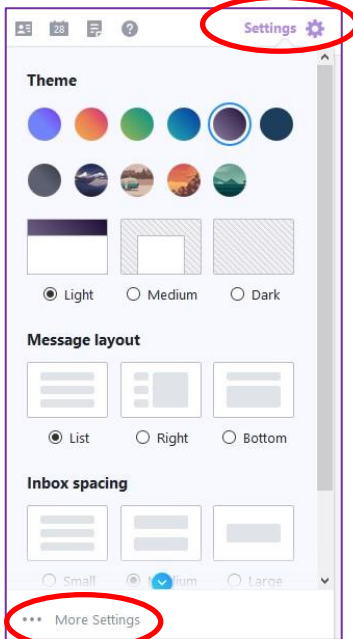


5. Select **Never send it to Spam**, then select **Create filter**



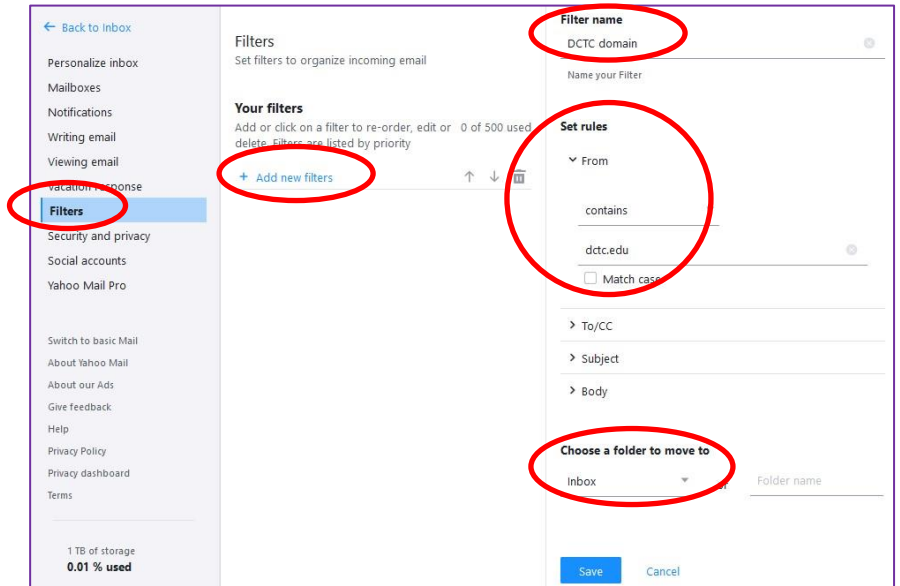


1. Sign into your account at Yahoo.com and select **Settings** gear at top right



2. Select **More Settings**

3. Select **Filters > Add new filters**



4. In the right column, enter **Filter name**  
Set rules to **From > contains > domain.edu**  
Under **Choose a folder to move to**, select **Inbox**  
Select **Save**



1. Sign into your account at Outlook.com and select **Settings** gear at top right. Select **View all Outlook settings**.
2. Select **Mail > Junk email**.
3. Under **Safe senders and domains**, enter your college domain, [dctc.edu](http://dctc.edu), then press **Enter**. Select **Save** and confirm your new setting.

